

COVID-19 Response Team Meeting Minutes

September 24, 2021

Members Present:

Tim Paquette, Kelly Avery, Lester Brent, Jacqui McGettigan, Sue Rubbe, Police Chief Will Ulwick
Absent with notice: Fire Chief Steve Heath, Trish Temperino

Amended on 10/1/2021: Police Chief Will Ulwick was not in attendance

1. Review of September 17, 2021 minutes

Minutes will be amended to indicate that Deputy Fire Chief Bob Bousquet was in attendance.

2. Staff COVID-19 Information Sheet

The Staff COVID-19 Information Sheet will not be updated or distributed at this time. AES staff will continue to refer to the Student & Staff Screening Algorithm provided by the NHDHHS.

3. NHDHHS Toolkit Definition Updates

Cluster: Three or more individuals confirmed with COVID-19 who are part of a related group of individuals (e.g., classroom) who had the potential to transmit infections to each other through close contact

Outbreaks: Two or more unrelated clusters in the school with onset (based on source case symptom onset date) within 14 days of each other

Close Household Contact: Any individual who lives and sleeps in the same indoor shared space as another person diagnosed with COVID-19 (either a temporary or permanent living arrangement), leading to close contact and potential repeated exposure to the person with COVID-19. This includes situations where there may be temporary but prolonged exposure such as occurs as sleep-over events, shared camp cabins, vacation rentals, etc.

4. Concerned Staff Member

Mrs. Avery shared that we have received comments from a concerned staff member regarding mask use in the building. Our opening plan states that masks are not required when students are not in the building. The concerned staff member was concerned about the number of staff who chose not to wear masks prior to and after students are in the building. The COVID-19 Response Team agreed that we can continue with our opening plan protocols as masks are only one of the mitigation strategies in use. Other mitigation strategies that are in use include physical distancing, vaccinations and air purifiers.

5. Mathalon

Mrs. Avery reported that all Mathalon events will be virtual this year.

6. Gym Usage By Outside Organizations

We have received a request from a Tai Chi group to use the gym in November. The COVID-19 Response Team felt it could be allowed with SAU approval and if the following protocols were followed:

- All participants must wear masks
- All activities are limited to the gym floor area—no use of locker rooms
- Mr. Paquette will create a final list of protocols to be shared with the organization.

7. AES Halloween Parade

AES will return to the traditional town wide Halloween Parade this year. Mrs. McGettigan is coordinating the event with the help of Jill White (MVSJ). The COVID-19 Response Team made the following recommendations:

- All business representative participating must wear masks and gloves
- All treats must be deposited into the students' bags—students should not be reaching into the bowls.
- Students will depart AES following a staggered schedule to minimize backups along the route
- Students will not be masked for the parade as our plan does not require masks outdoors

8. Open House

AES will sponsor an Open House for families on Tuesday, October 19, 2021. The Open House will be staggered in three tiers (by using the student's last name) to provide for appropriate physical distancing. Face masks will be required.

9. Next meeting

The next COVID-19 Response Team meeting will be held on Friday, October 1, 2021 at 8:30.

Respectfully submitted,

Jacqui McGettigan
Office Manager

**COVID-19 Decision Making Tool
Ashland Elementary School**

Current Mitigation Response Level as of September 17, 2021	Blue—Low transmission	Yellow—Moderate Transmission	Orange-- Substantial Transmission	Red High Transmission
---	-----------------------	------------------------------	--	-----------------------

Date: September 24, 2021

Local & Statewide COVID - 19 Data Review

Active Confirmed Cases of COVID-19 in School	1
Active Cluster of Cases in School	0
Active Outbreak of Cases in School	0
Number of Pending Known COVID-19 Tests	2
Number of Quarantines	1
Number of Isolations	3
Number of Active Cases in Ashland Last Week	1-4 active 2 new as of 9/14/2021
Number of Active Cases in Ashland	1-4 active 1 new as of 9/22/2021
Grafton County Transmission Level	High Community Transmission/RED
Data Summary	Thirteen students sent for testing this week. One confirmed case and one pending PCR test. Everyone else has tested negative.

Decision Point:
Does the data review warrant a change in response level?
No—all in agreement

Attendance Are staff absences impacting the ability to effectively supervise students? Are staff absences impacting the ability to effectively provide learning opportunities? Are student absences impacting the ability to learn effectively?	
Staff	No
Students	No
Decision Point: Does the data/information on absences warrant a change in response level? No—all in agreement	
Cleaning Supplies	
Status of availability of materials & staff to clean for the next two weeks	Good
Status of availability of materials & staff to clean for the next 2 weeks (or 4 weeks out)	Good
Disposable Masks, Gloves, Disposable Shields/Drapes	Good
Decision Point: Do the current conditions for cleaning warrant a change in response level? No—all in agreement	
Mitigation Efforts	
Face Coverings	Yes
Physical Distancing	Yes
Hand Washing	Yes
Limited Illness at School	Yes
Decision Point: Does the level of compliance with mitigation efforts warrant a change in response level? No—all in agreement	

Mitigation Response Level based on transmission levels in the community and the county

Recommended Decision Date: 9/24/2021

Anticipated Recommended Response Level for Next Week

ORANGE

Anticipated Recommended Response Level for Next Four Weeks

TBD



COVID Data Tracker

United States at a Glance

Collapse —

United States
At a Glance

Cases Total **42,501,643**

Last 30 Days

Deaths Total **680,688**
Last 30 Days

76.7% of Adults with At Least
One Vaccination

Community Transmission **High**

Data Tracker Home

COVID Data Tracker Weekly Review

Your Community —

County View

Forecasting

Vaccinations in the US

Community Profile Report

State Profile Report

Pandemic Vulnerability Index

Health Equity Data

Pediatric Data

Vaccinations +

Cases, Deaths, and Testing +

Demographic Trends +

COVID-19 Integrated County View

Maps, charts, and data provided by CDC, updates daily by 8 pm ET[†]

This site provides an integrated, county view of key data for monitoring the COVID-19 pandemic in the United States. It allows for the exploration of standardized data across the country.* The footnotes describe each data source and the methods used for calculating the metrics. For the most complete and up-to-date data for any particular county or state, visit the relevant health department website. Additional data and features are forthcoming.

*County level data are not available for territories. Territory level data is available under the [Cases, Deaths, and Testing tab](#). Data presented here for District of Columbia may differ from those presented on the [Cases, Deaths, and Testing tab](#) due to reporting differences for each tab. For CDC's most up to date data for District of Columbia, select District of Columbia in the dropdown on this tab or see the map below.

[How to Find a COVID-19 Vaccine](#)

State or territory:

New Hampshire ▼

County or metro area:

Grafton County ▼

[Reset Selections](#)

Time Period: Fri Sep 17 2021 - Thu Sep 23 2021

Grafton County, New Hampshire

[State Health Department](#)

- Health Care Settings +
- Genomic Surveillance +
- Seroprevalence +
- People at Increased Risk +
- Multisystem Inflammatory Syndrome in Children (MIS-C)
- Prevention Measures and Social Impact +
- Additional COVID-related Data
- Communications Resources
- COVID-19 Home

Get Email Updates

Sign up to receive the COVID Data Tracker Weekly Review.

Email Address:

Email Address

[What's this?](#)

Submit

7-day Metrics | [7-day Percent Change](#)
[7-day Percent Change](#)

Community Transmission ● High

Everyone in **Grafton County, New Hampshire** should wear a mask in public, indoor settings. Mask requirements might vary from place to place. Make sure you follow local laws, rules, regulations or guidance.

[How is community transmission calculated?](#)

September 24, 2021

Cases	136
% Positivity	1.24%
Deaths	0
% Eligible Population Fully Vaccinated	74.1%
New Hospital Admissions	8

On this page:

- [Cases & Deaths](#)
- [Testing](#)
- [Vaccinations](#)
- [Hospitalizations](#)
- [Community Characteristics](#)
- [Data Downloads and Footnotes](#)

Data Type:

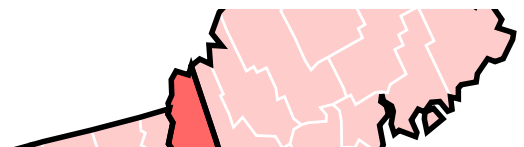
Level of Community Transmission
▼

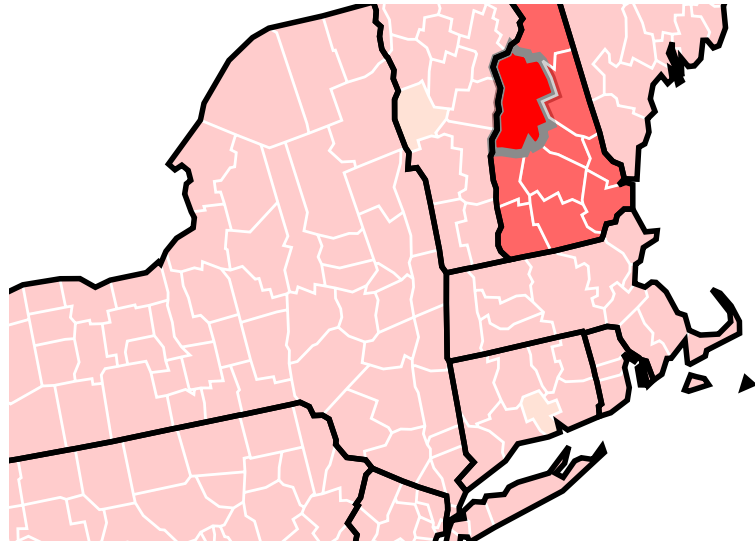
Map Metric:

Level of Community Transmission
▼

View a Time Lapse

Download Image



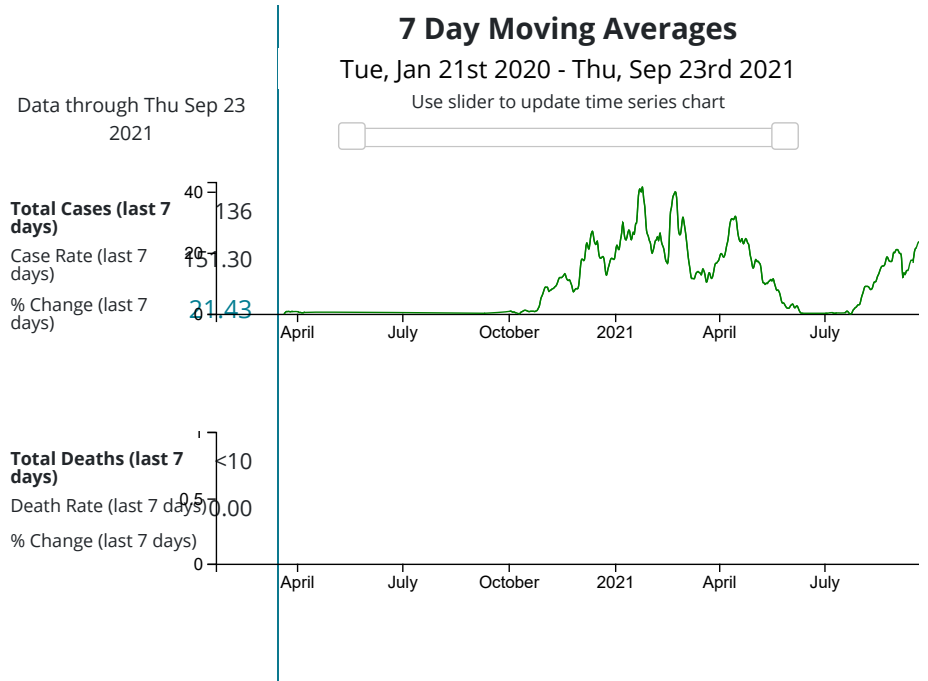


● High ● Substantial ● Moderate ● Low ● No Data

Current 7-days is Fri Sep 17 2021 - Thu Sep 23 2021 for case rate and Tue Sep 14 2021 - Mon Sep 20 2021 for percent positivity. The percent change in counties at each level of transmission is the absolute change compared to the previous 7-day period.

Cases & Deaths in Grafton County, New Hampshire

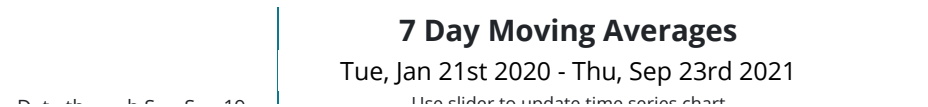
Download Image

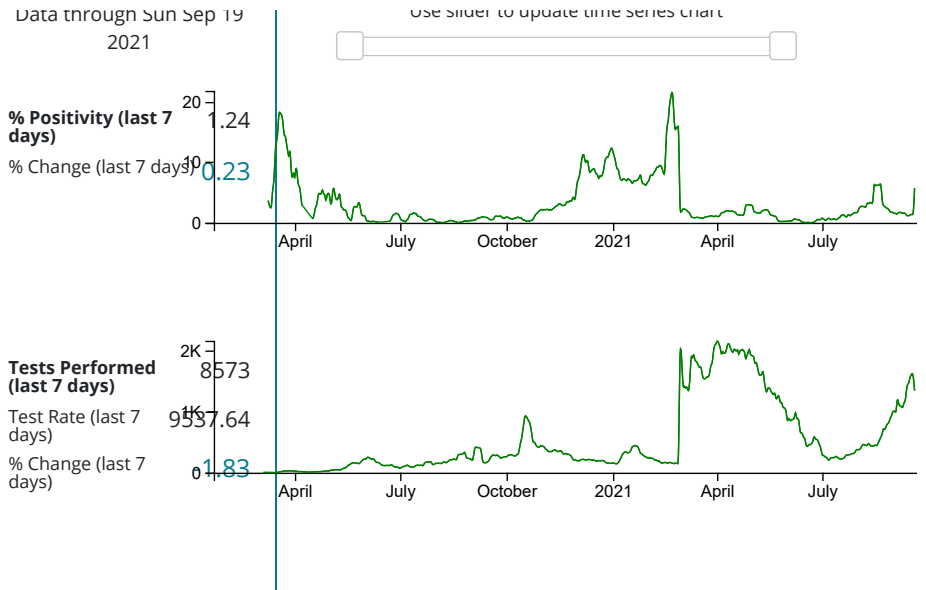


[Top of Page](#)

Testing in Grafton County, New Hampshire

Download Image





Learn more about [testing for COVID-19](#).

[Top of Page](#)

Vaccinations in Grafton County, New Hampshire

Percent of New Hampshire's fully vaccinated recipients with valid county of residence: **94.1%**

States with lower percentages for valid county of residence should be interpreted with caution.

People Vaccinated	At Least One Dose	Fully Vaccinated
Total	67,380	59,865
% of Total Population	75%	66.6%
Population ≥ 12 Years of Age	67,342	59,851
% of Population ≥ 12 Years of Age	83.4%	74.1%
Population ≥ 18 Years of Age	63,336	56,567
% of Population ≥ 18 Years of Age	83.8%	74.9%
Population ≥ 65 Years of Age	19,241	17,455
% of Population ≥ 65 Years of Age	99.9%	91%

Learn more about the [COVID-19 Vaccine](#).

[Top of Page](#)

Hospitalizations in Grafton County, New Hampshire

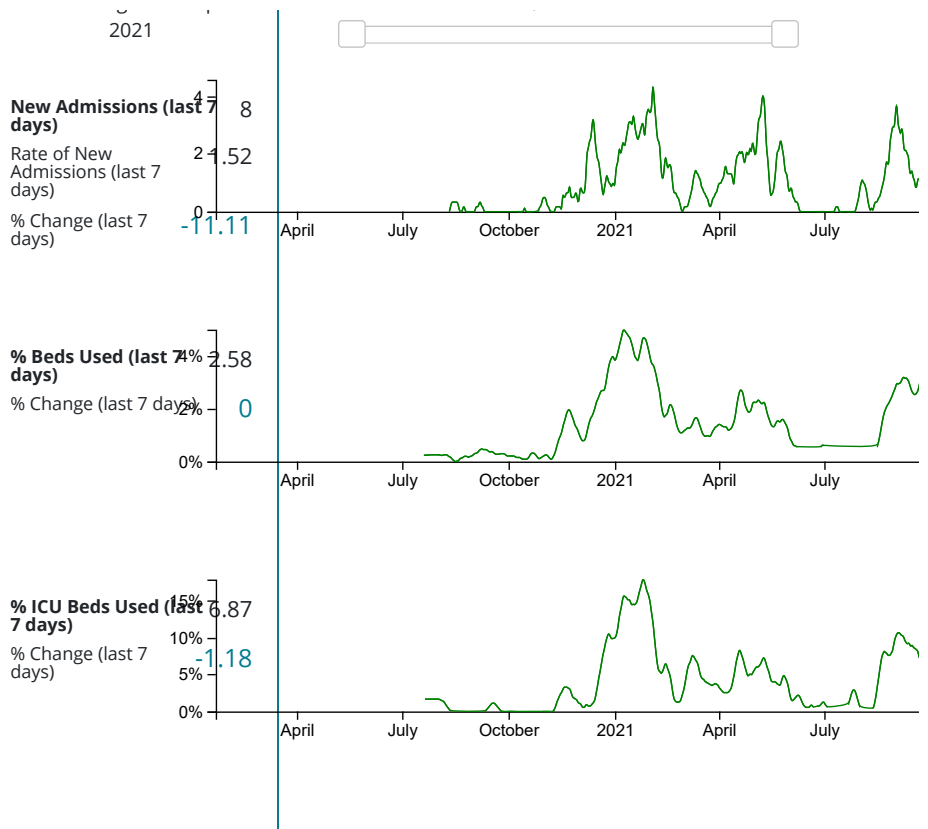


7 Day Moving Averages

Tue, Jan 21st 2020 - Thu, Sep 23rd 2021

Use slider to update time series chart

Data through Tue Sep 21



[Top of Page](#)

Community Characteristics for Grafton County, New Hampshire

Characteristic	County Estimate	Statewide Estimate	US Total Estimate
Population:	89,886	1,359,711	331,996,199
Population density (people per sq. mile):	52.61	151.87	94
Household size:	2.39	2.46	2.52
Percent uninsured:	7.9	6.5	9.2
Percent living in poverty:	9.9	7.9	10.5
Percent population 65yrs and over:	21.34	18.67	16.3
CDC Social Vulnerability Index (SVI):	0.1882	N/A	N/A
COVID-19 Community Vulnerability Index (CCVI):	0.02	N/A	N/A
Metropolitan	Non metro	N/A	N/A

Metropolitan Classification:	NON-METRO	N/A	N/A
NCHS Urban/Rural Classification:	Metropolitan	N/A	N/A
Rural-Urban Continuum Code Classification:	Urban population of 20,000 or more, not adjacent to a metro area	N/A	N/A

[Top of Page](#)

Data Downloads and Footnotes

Expand each accordion to view data table and download data





County Level Vaccination Data for New Hampshire	+
County Level Latest Data for New Hampshire	+
County Level Timeseries Data for New Hampshire	+
View Historic Vaccination Data	Top of Page
Footnotes	+

How do levels of community transmission affect schools?
 See guidance for COVID-19 prevention in K-12 schools

How does this data compare to states?
 Find case and death counts [by state](#)

[View and Download COVID-19 Case Surveillance Public Use Data with Geography](#)

HAVE QUESTIONS?

-  Visit CDC-INFO
-  Call 800-232-4636
-  Email CDC-INFO
-  Open 24/7

CDC INFORMATION

- About CDC
- Jobs
- Funding
- Policies
- File Viewers & Players
- Privacy

FOIA
No Fear Act
OIG
Nondiscrimination
Accessibility

CONNECT WITH CDC



U.S. Department of Health & Human Services

USA.gov

CDC Website Exit Disclaimer 