

Covid-19 Response Committee Agenda



August 26, 2021 8:30 AM

- **Agenda Items**

- Review minutes of August 20, 2021
- Covid-19 Decision Making Tool-
-

Zack-Volleyball playing outside of SAU 48 reaching out for information

- Interlakes
- Moultonboro
- Newfound

Other???

**COVID-19 Decision Making Tool
Ashland Elementary School**

Current Mitigation Response Level as of August 20, 2021	Blue—Low transmission	Yellow—Moderate Transmission	Orange-- Substantial Transmission	Red High Transmission
--	-----------------------	------------------------------	-----------------------------------	-----------------------

Date: August 26, 2021

Local & Statewide COVID - 19 Data Review

Active Confirmed Cases of COVID-19 in School	0
Active Cluster of Cases in School	0
Active Outbreak of Cases in School	0
Number of Pending Known COVID-19 Tests	2
Number of Quarantines	2
Number of Isolations	0
Number of Active Cases in Ashland Last Week	1-4
Number of Active Cases in Ashland	5 Active 1 New
Grafton County Transmission Level	Red/High Transmission per CDC county tracker
Data Summary	<p>Two staff members are currently in quarantine pending testing results.</p> <p>We are seeing an increase in local cases</p>

Decision Point:

**Does the data review warrant a change in Response Level?
NO—all in agreement**

Attendance
Are staff absences impacting the ability to effectively supervise students?
Are staff absences impacting the ability to effectively provide learning opportunities?
Are student absences impacting the ability to learn effectively?

Staff	No
-------	----

Students	No
----------	----

Decision Point:
Does the data/information on absences warrant a change in response level?
No—all in agreement

Cleaning Supplies

Status of availability of materials & staff to clean for the next two weeks	Good
---	------

Status of availability of materials & staff to clean for the next 2 weeks (or 4 weeks out)	Good
--	------

Disposable Masks, Gloves, Disposable Shields/Drapes	Good
---	------

Decision Point:
Do the current conditions for cleaning warrant a change in response level?
No—all in agreement

Mitigation Efforts

Face Coverings	Yes
----------------	-----

Physical Distancing	Yes
---------------------	-----

Hand Washing	Yes
--------------	-----

Limited Illness at School	Yes
---------------------------	-----

Decision Point:
Does the level of compliance with mitigation efforts warrant a change in response level?
No—all in agreement

Mitigation Response Level based on transmission levels in the community and the county

Recommended Decision Date: 6/26/2021

Anticipated Recommended Response Level for Next Week

ORANGE

Anticipated Recommended Response Level for Next Four Weeks

TBD

COVID-19 Response Team Meeting Minutes

August 26, 2021

Members Present:

Tim Paquette, Fire Chief Steve Heath, Kelly Avery, Lester Brent, Jacqui McGettigan, Trish Temperino, Zachary Morse, Sue Rubbe;

Absent with notice: Policy Chief Will Ulwick

1. Review of August 20, 2021 minutes

One typo noted to be corrected. No other changes noted.

2. Review of decision-making tool

The committee reviewed county and local data.

The AES Mitigation Response Level will remain ORANGE for the week of August 30, 2021.

3. Volleyball

Zachary Morse, Athletic Director, joined the COVID-19 Response Team meeting to provide some insight into the upcoming Volleyball season. There are currently five games scheduled between AES the following schools: Plymouth Elementary School, Campton Elementary School and Inter-Lakes Elementary School.

Inter-Lakes Elementary School is following the same mask requirements as AES. Currently masks are optional at Plymouth Elementary and Campton Elementary.

There are not any NHIAA guidelines yet for the 2021-2022 school year.

The committee will continue to review mask requirements and NHIAA guidance to determine if the current schedule will require changes due to masking protocols.

Parents will be able to watch in person if they are wearing masks and remain physically distanced from the players and other fans.

4. In School Testing Program

Mr. Brent explained that there is an In School COVID-19 testing program which would allow schools to perform surveillance testing of staff and students. The program was introduced by the NH School Nurses Association and DHHS. It would not be a mandatory program, but rather an opt-in option for testing. There is not plan for AES to participate at this time.

5. Next Meeting

The next COVID-19 Response Team meeting will be held on Thursday, September 2, 2021 at 8:30 am.

Respectfully submitted,

Jacqui McGettigan
Office Manager



COVID Data Tracker

United States at a Glance

Collapse

United States
At a Glance

Cases Total 37,996,672

Last 30 Days

Deaths Total 628,000

Last 30 Days

73.2% of Adults with At Least
One Vaccination

Community Transmission High

Data Tracker Home

COVID Data Tracker Weekly Review

Your Community

County View

Forecasting

Vaccinations in the US

Community Profile Report

State Profile Report

Pandemic Vulnerability Index

Health Equity Data

Vaccinations

Cases, Deaths, and Testing

COVID-19 Integrated County View

Maps, charts, and data provided by CDC, updates daily by 8 pm ET[†]

Select state and county to populate county-specific data:

State:

New Hampshire

County or metro area:

Grafton County

This site provides an integrated, county view of key data for monitoring the COVID-19 pandemic in the United States. It allows for the exploration of standardized data across the country.[†] The footnotes describe each data source and the methods used for calculating the metrics. For the most complete and up-to-date data for any particular county or state, visit the relevant health

department website. Additional data and features are forthcoming.

Demographic Trends +

Health Care Settings +

Genomic Surveillance +

Seroprevalence +

People at Increased Risk +

Multisystem Inflammatory Syndrome in Children (MIS-C)

Prevention Measures and Social Impact +

Additional COVID-related Data

Communications Resources

COVID-19 Home

Get Email Updates

Sign up to receive the COVID Data Tracker Weekly Review.

Email Address:

Email Address

What's this?

Submit

*County level data are not available for territories. Territory level data is available under the [Cases, Deaths, and Testing tab](#). Data presented here for District of Columbia may differ from those presented on the [Cases, Deaths, and Testing tab](#). For CDC's most up to date data for District of Columbia, select District of Columbia in the dropdown on this tab or see the map below

Level of Community Transmission in Grafton County, New Hampshire

LOW MODERATE SUBSTANTIAL HIGH

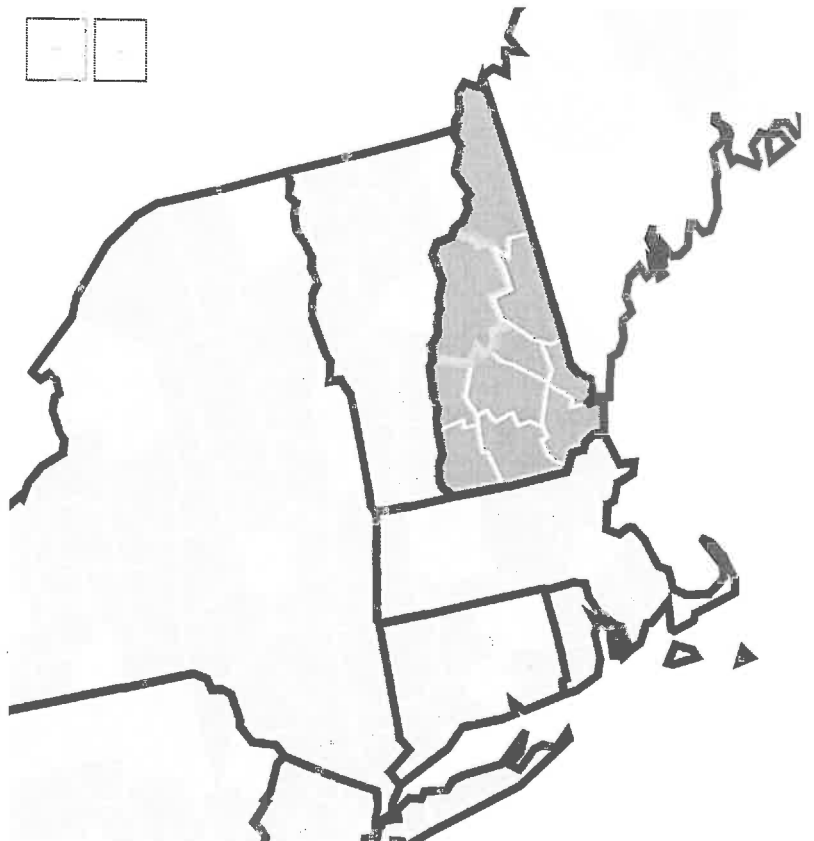
Map Data:

Level of Community Transmission

Back to U.S. Map

Level of Community Transmission

Time Period: Tue Aug 17 2021 - Mon Aug 23 2021



- High
- Substantial
- Moderate
- Low
- No Data

Current 7-days is Tue Aug 17 2021 - Mon Aug 23 2021 for case rate and Sun Aug 15 2021 - Sat Aug 21 2021 for percent positivity. The percent change in counties at each level of transmission is the absolute change compared to the previous 7-day period.

[View Timeframe](#) ▼

Vaccinations in Grafton County, New Hampshire

How Do I Find a COVID-19 Vaccine?

Percent of New Hampshire's fully vaccinated recipients with valid county of residence: 94%

States with lower percentages for valid county of residence should be interpreted with caution.

People Vaccinated	At Least One Dose	Fully Vaccinated
Total	65,432	58,555
% of Total Population	72.5%	65.2%
Population ≥ 12 Years of Age	65,399	58,579
% of Population ≥ 12 Years of Age	80.9%	72.5%
Population ≥ 18 Years of Age	61,682	55,500
% of Population ≥ 18 Years of Age	81.7%	73.5%
Population ≥ 65 Years of Age	18,941	17,324
% of Population ≥ 65 Years of Age	99.7%	90.3%

See more information on what these data mean.

CDC | Data as of: August 24, 2021 6:00am ET. Posted: Tuesday, August 24, 2021 3:10 PM ET

CDC has capped the percent of population coverage metrics at 99.9%. These metrics could be greater than 99.9% for multiple reasons, including census denominator data not including all individuals that currently reside in the county (e.g., part time residents) or potential data reporting errors. Estimates may change as new data are made available.

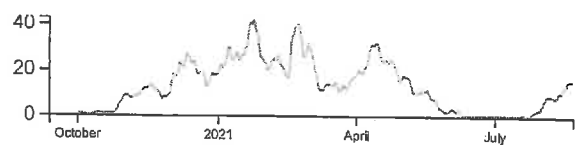
7 Day Moving Averages Grafton County, New Hampshire

Sun Sep 13 2020 - Mon, Aug 23rd 2021

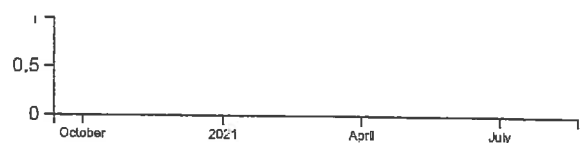
7-Day Totals, Rates, Percentages, and % Change in Last 7 Days



Cases
112
(124.60 per 100K)
↑ 31.76 %
change
Data through
Mon Aug 23



Deaths
<10
*
Data through
Mon Aug 23
2021

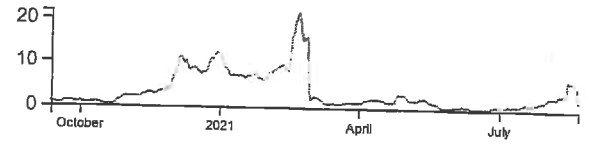


CDC COVID Data Tracker

Percent Positivity
2.01

↑ 0.12 %
change

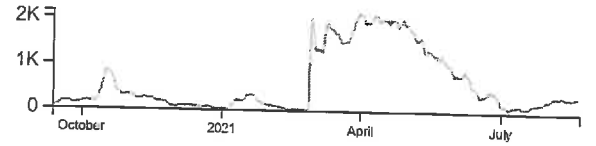
Data through
Sat Aug 21



Testing Volume
2842

(2161.78 per
100k)

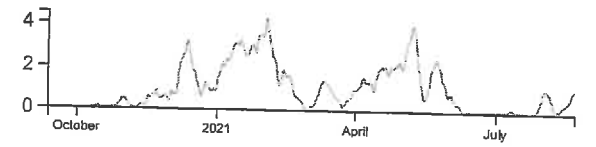
↑ 1.36 %
change



New Hospital Admissions (COVID)
8

(1.39 per 100
beds)

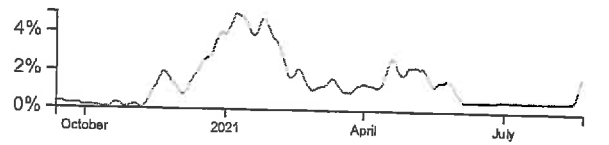
↑ 155.67 %



Percent Beds Used (COVID)
1.71

↑ 1.36 %
change

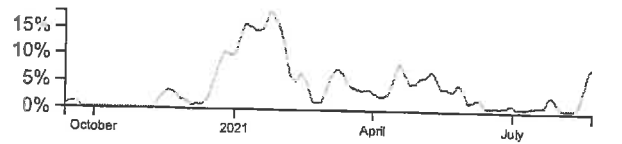
Data through
Sun Aug 22



Percent ICU Beds Used (COVID)
7.6

↑ 5.48 %
change

Data through
Sun Aug 22
2021



Community Characteristics for Grafton County, New Hampshire

Characteristic	County Estimate	Statewide Estimate	US Total Estimate
Population:	89,386	1,359,711	331,996,139
Population density (people per sq. mile):	52.61	151.87	94

CDC COVID Data Tracker

Household size:	2.39	2.49	2.52
Percent uninsured:	7.9	6.3	9.2
Percent living in poverty:	9.9	7.9	10.5
Percent population 65yrs and over:	21.34	18.67	16.3
CDC Social Vulnerability Index (SVI):	0.1882	N/A	N/A
COVID-19 Community Vulnerability Index (CCVI):	0.02	N/A	N/A
Metropolitan Classification:	Non-metro	N/A	N/A
NCHS Urban/Rural Classification:	Micropolitan	N/A	N/A
Rural-Urban Continuum Code Classification:	Urban population of 20,000 or more, not adjacent to a metro area	N/A	N/A

County Level Vaccination Data for New Hampshire +

County Level Latest Data for New Hampshire +

County Level Timeseries Data for New Hampshire +

[View Historical Vaccination Data](#)

Footnotes +
